

# ***SALES PACK***



# INTRODUCTION

## Welcome to the Trimax Sales Pack.

We created this pack to give you sales and demonstration tips, installation techniques and upsell information about our products.

Do you have feedback of what works for you? We'd love to include it in the next one.

*The Trimax Team*



**1981**

*First production of Ezeemow & Mowcraft flail mowers.*



**1983**

*Pride, ProCut and Ezeemow disc mowers & the Procut S1 rotary roller mowers in production.*



**1985**

*First exports to Australia and a dedicated research and development department established.*



**1993**

*Topper S1 released & awarded 'Bay of Plenty Exporter of the Year.'*



**1995**

*First exports to the United States.*



**1997**

*Windsor Castle and surrounding grounds start using the Trimax ProCut for their maintenance.*



**2004**

*Trimax LazerBladez™ released.*



**2005**

*Set up of USA office in Georgia.*



**2008**

*Trimax Quattro Blades and X-WAM released.*



**2014**

*Trimax Snake is released. A fully dedicated sports turf and golf mower.*



**2016**

*The Stealth S3 is released. A new wing mower for sports and recreation mowing.*



**2018**

*Release of LocTEK, Trimax's Stubless Roller Retention System.*

*The birth of Trimax had a lot to do with modern day kiwifruit production, which was pioneered in New Zealand during the 1970s. We have now grown to be a market leading brand around the world and take pride in knowing and supporting our customers and dealer networks as we work together to drive new mowing innovations.*



## MANUFACTURED IN THE USA

We're proud to manufacture our mowers here in the USA.



**1989**

Warlord and Sidewinder were released.



**1991**

Stealth S1 released.



**1992**

First exports to Great Britain & awarded 'NZ Exporter of the Year.'



**1997**

FlailDek out front flail mower released.



**1998**

Trimax distribution warehouse opened in Great Britain.



**2001**

The Pegasus S1 is released.



**2010**

Merlin dedicated golf and turf mower released.



**2011**

30th Anniversary of Trimax.



**2013**

Set up of Australian office in Melbourne.




**2019**

Trimax Castor Wheel Mower to be released for turf and cool season grasses.

- **BOB SIEVWRIGHT,**  
Founder and  
Owner of Trimax  
Mowing Systems





---

## **WHY CHOOSE TRIMAX**.....6


---

## **ABOUT ROTARY MOWERS**.....7

---

## **COMMON ROTARY DEMO TIPS**.....9

---



### **STRIKER**.....10

Rotary Mower

---



### **PROCUT//S4**.....12

Rotary Mower

---



### **SNAKE//S2**.....14

Rotary Mower

---



### **PEGASUS//S4**.....16

Rotary Mower

---



### **VULCAN**.....18

Rotary Mower

---

## **ABOUT FLAIL MOWERS**.....20

---

## **COMMON FLAIL DEMO TIPS**.....21

---



### **EZEEMOW//FX**.....22

Flail Mower

---



### **FLAILDEK//FX**.....24

Flail Mower

---



### **WARLORD//S3**.....26

Flail Mower

---



# WHY CHOOSE TRIMAX

## RELIABLE AND TRUSTED

### Safety and Testing

All our mowers are designed and tested using International Safety Standards (ISO) to ensure safe mowing in public spaces.

*Customer Benefit: Easy to set up and mow in public with peace of mind. Safe for both operator and public.*

### 3 Year Warranty

Our market-leading 3 year warranty also includes the spindles on rotary mowers, rotors on flail mowers and gearboxes on all mowers.

*Customer Benefit: The customer is buying a proven product with strong uptime history. Their low risk purchase is strengthened knowing their covered by the longest warranty on the market.*



## AFTERSALES SERVICE

### Local Technical Support

The Trimax team are based in Georgia and are committed to offering you localized support and service. We provide short lead times nationwide, an extensive parts supply and local technical and service support.

### Genuine Parts

Trimax believes in fair parts pricing. We've designed our spare parts to be affordable and to last. Our genuine parts are designed to ensure higher uptime and less interruptions, minimizing labor, downtime and other associated costs.

### Parts Delivery Guarantee

We want to ensure our customers experience minimum downtime. To increase productivity, our parts are normally dispatched the same day on your choice of next day or ground service.

### Gain access to the Trimax Parts Shop - [shop.trimaxmowers.com](https://shop.trimaxmowers.com)

Our Parts Shop holds operators manuals, parts manuals, resources and a parts lookup system. Trimax can ship direct to customers ensuring the fastest uptime.

# ABOUT ROTARY MOWERS

**Trimax commercial rotary roller mowers provide pristine presentation and striping with minimal scalping, clumping and downtime.**

We've designed our rotary roller mowers to excel in extreme conditions such as wet weather and in lush spring grass, with extremely high up time and unsurpassed reliability. Our mowers unique design provide the presentation of a cylinder at the fraction of the cost.

## UNIQUE DESIGN

### Faster Spindle Speeds

Trimax mowers have a shorter diameter blade beam operating at a higher spindle speed, producing more cuts per forward yard compared to the larger diameter blade beams of competitor mowers.

*Customer benefit: The high spindle speeds and short blade beams produce the finest rotary cut on the market.*

### LazerBladez™

Our patented LazerBladez™ are made from a special steel alloy for long life and maximum sharpness. The tilt-forward design is unique to Trimax. The swing action of the blade absorbs unwanted impacts and the aerodynamic design creates a powerful updraft to lift the grass and disperse it evenly, for a beautiful finish.

*Customer Benefit: Low hp use, inexpensive to replace, allows faster mowing whilst maintaining presentation in both wet and long grass.*



### Unique Body Design, Powerful Airflow

Our extensive research and testing has found the perfect balance between cut, distribution, safety and efficiency. Our uniquely designed deep cutting chambers allow air to move and disperse grass evenly without inefficiently moving air.

*Customer Benefit: Allows the operator to mow fast and produce a great cut in both wet and heavy conditions whilst using low hp's.*

### Quiet Operation

We've designed our mowers to operate quietly with the least public disturbance possible.

*Customer Benefit: Allows for mowing in noise sensitive areas.*

### Full Width Rollers

Double rollers on decks mean our mowers operate with precision and provide scalping protection even when cutting low and over undulating terrain.



*Customer Benefit: Ensures objects are maintained within the cutting chamber or ejected safely from the back of the mower. Allows for mowing over paths and kerbs without scalping. Rollers provide striping and ensure an even cut across the mower.*

*Tip: Many users also use the rollers to smooth out pitches after a game!*

# ABOUT ROTARY MOWERS CONT...


## LOW MAINTENANCE

### LocTEK

Trimax rotary mowers are fitted with LocTEK stubless roller systems. LocTEK eliminates bearing damage from lateral movement, increases bearing life, and reduces bearing replacement time.

*\*Not available on Striker*

**Customer Benefit:** Reduces maintenance time and costs.



### SteadFAST Sealed Spindles

These spindles offer extremely low maintenance and remove the commitment of regular greasing.

**Customer Benefit:** Saves valuable time by eliminating the need to maintain spindles with constant greasing.

*\*Not available on ProCut.*



### Simple Height Adjustment

To make changing height faster, one full turn of the height adjuster thread is 1/16" (except Pegasus which is 1/8").

**Customer Benefit:** Allows the operator to count instead of just watching the indicators, speeding up adjustment.

*\*Not available on Striker.*



### Belt-Driven - Efficiency and Protection

Our simple drive system ensures maximum horsepower is driven to the blades. Belts act as a simple shock protection mechanism and can be easily replaced without having to remove the pulleys.

**Customer Benefit:** Trimax mowers can run on smaller tractors, with lower fuel costs. Belts provide inexpensive shock protection, and fast and cost effective maintenance.



## COMMON ROTARY DEMO TIPS

- **Be bold!** Ask the customer where their toughest mowing area is and do that first
- Don't cut too much off initially - start high and work cut height down
- Go over general features
- Cut varied areas to show versatility
- Mow faster in the wet to reduce clumping
- Mow in reverse
- Leave the machine down when turning to clean rollers
- Remind the customer that rotary mowers cut lower than cylinder mowers
- Get the customer in the seat and comfortable to start mowing
- For tri-deck mowers pre-set height of cut on at least two decks before arriving. It's only necessary to adjust one remaining deck to show customer ease of adjustment.



# STRIKER

Trimax **Striker** is a multi-spindled rotary mower with extremely low maintenance requirements and is ideal for use on compact tractors.



## **SALES TIPS**

- Market leading 3 year warranty which includes spindles and gearbox.
- Only 4 grease points - the roller bearings.
- Smaller blade diameter and a higher RPM equals a finer clip cut, as there are more cuts per yard of travel.

## **DEMO TIPS**

- ✓ Use an 18mm ratchet to change the height of cut.
- ✓ Check the PTO length in the lifting position. The PTO shortens when lifting.
- ✓ Set the hydraulic stop on the lifting arms so you can lift and turn with the PTO engaged.
- ✓ Check the speed of the hydraulic lift and lower to ensure the three point linkage drop rate is not too fast.
- ✓ Refer to common demonstration tips on page 9.



★★  
**INDUSTRY LEADING WARRANTY**

**3**  
YEAR

INCLUDES SPINDLES & GEARBOXES  
EXPERIENCED SERVICE & SUPPORT NETWORK

**\*PRODUCT OPTIONS**

- ✓ Helical Roller Scrapers

**APPLICATIONS**

- ✓ Municipality
- ✓ Horticulture
- ✓ Golf
- ✓ School
- ✓ Lifestyle
- ✓ Sports Field

SPECIFICATIONS	150	190
Cutting Width	4' 9"	6' 4"
Overall Width	5' 11"	6' 8"
Overall Length	3' 10"	3' 10"
Height	2' 8"	2' 8"
Cut Height Range	$\frac{3}{8}$ " - 4"	$\frac{3}{8}$ " - 4"
No. of Blade Spindles	3	4
Approx. Weight	688lbs	846lbs
Min PTO Output	20hp	25hp

# PROCUT//S4

A highly versatile commercial roller mower, the **ProCut Series 4** is a multi-spindled roller mower designed to give high cut quality and a great spread of clippings.



## **SALES TIPS**

- Market leading 3 year warranty which includes spindles and gearbox.
- Each full turn of the height adjuster is 1/16".
- Full body rollers produce a clean, even stripe whilst minimizing scalping.
- Can be used as a roller for smoothing out fields.
- Single rear roller option models can cut long grass 12" - 15" high.
- With the same deck as the Trimax Pegasus, you can often upsell a customer to the Pegasus.

## **DEMO TIPS**

- ✓ Mow slightly faster in the wet to minimize clumping.
- ✓ Leave machine down when turning to clean rollers, then do headlands last.
- ✓ Mow a strip in one direction, turn and mow a strip in the opposite direction to show the striping effect.
- ✓ The top link must be in the mower headstock slot, not the fixed position.
- ✓ Ensure the top link is positioned 1/3 of the way down the headstock slot.
- ✓ Grass is dispersed slightly to the right behind mower. Keep mow direction in mind near paths to keep paths clean.





★★★  
**INDUSTRY LEADING WARRANTY**

**3**  
YEAR

INCLUDES SPINDLES & GEARBOXES  
EXPERIENCED SERVICE & SUPPORT NETWORK

✓ Refer to common demonstration tips on page 9.

**\*PRODUCT OPTIONS**

- ✓ Quattro Blade System
- ✓ Single Rear Roller
- ✓ Front Mount
- ✓ Anti-Bounce Skids
- ✓ Helical Roller Scrapers
- ✓ Storage And Lighting Kit
- ✓ Galvanized

**APPLICATIONS**

- ✓ Municipality
- ✓ Horticulture
- ✓ Turf Farm
- ✓ Golf
- ✓ Racecourse
- ✓ School
- ✓ Lifestyle
- ✓ Sports Field
- ✓ Aviation
- ✓ Polo

SPECIFICATIONS	178	210	237	290
Cutting Width	5' 8"	6' 9"	7' 7"	9' 6"
Overall Width	6' 2"	7' 3"	8' 1"	10' 3"
Overall Length	4' 5"	4' 5"	4' 5"	4' 5"
Height	3' 7"	3' 7"	3' 7"	3' 7"
Cut Height Range	$\frac{3}{8}$ " - 4"	$\frac{3}{8}$ " - 4"	$\frac{3}{8}$ " - 4"	$\frac{3}{8}$ " - 4"
No. of Blade Spindles	3	3	4	5
Approx. Weight	1126lbs	1340lbs	1413lbs	1697lbs
Min PTO Output	35hp	40hp	45hp	55hp

# **SNAKE** *S2*

The Trimax **Snake** is used on some of the most prestigious golf courses around the world.



## **SALES TIPS**

- Incredibly quiet. Suitable for mowing in public spaces.
- Single belt for each deck makes for simple maintenance.
- Double joint 80 degree PTO means Snake can do zero turns.
- Small blade diameter allows very high spindle RPM, giving a finer cut and better spread.
- QuikLIFT feature means PTO can still be engaged when raising decks slightly instead of having to start and stop the PTO. This removes strain on the tractor.

## **DEMO TIPS**

- ✓ Make sure you do a zero turn with the customer to show how easy it is.
- ✓ Suggest to go into some tight areas, trees etc.
- ✓ Try it on some challenging undulations to really test its limits as it doesn't look like it can perform the way it does.
- ✓ When setting up drawbar length have about a foot of inner driveshaft showing. Check the PTO gauge for length.
- ✓ Ensure drawbar is level, you might need to flip it over.
- ✓ Put tractor hydraulics in float. If it doesn't have a float function, ensure rear deck is fully down prior to starting.
- ✓ Use a long extension - which can be purchased as a toolkit from Trimax - to make height adjustment easier.
- ✓ If the tractor is 50-55hp and has economy PTO you could suggest to run Snake on economy if it fits the scenario.
- ✓ Always demo the QuikLIFT feature.





\*\*\*  
**INDUSTRY LEADING WARRANTY**

**3**  
YEAR

INCLUDES SPINDLES & GEARBOXES  
EXPERIENCED SERVICE & SUPPORT NETWORK

✓ Refer to common demonstration tips on page 9.

**THINGS TO LOOK OUT FOR**

- ❗ Jack-knifing when reversing can break the PTO.
- ❗ Disengage PTO prior to lifting decks into transport mode.

*Tip: Tell them if they're going to touch the rope to make sure the PTO is off.*

**\*PRODUCT OPTIONS**

- ✓ Road Kit
  - ✓ Remote Unlock
- ✓ Anti-Wear Skids
  - ✓ Helical Roller Scrapers

**APPLICATIONS**

✓ Municipality ✓ Turf Farm ✓ Golf ✓ School ✓ Sports Field

SPECIFICATIONS	320	400
Cutting Width	10' 7"	13' 1"
Overall Width	11' 1"	13' 6"
Overall Length	10' 4"	10' 4"
Transport Width	6' 9"	7'
Transport Height	6' 1"	7' 4"
Cut Height Range	3/8" - 4"	3/8" - 4"
No. of Blade Spindles	9	11
Approx. Weight	2821lbs	3064lbs
Min PTO Output	35hp	40hp

# PEGASUS//S4

The **Pegasus** has established itself globally as the benchmark in wide-area mowing for parks, reserves, sports fields and turf farms.



## **SALES TIPS**

- Includes SteadFAST Sealed Spindles for reduced maintenance.
- The roller of the rear deck aligns itself inside the wheel axles and not behind them like other products. This produces a more uniform cut and eliminates the added complexity of a rear steering deck. Since the deck is closer to the tractor it has better weight distribution and is much more stable for transporting.
- The height adjust system is placed externally to keep the cutting chamber clean and allow for optimum airflow. New RapidSET height adjustment means 1 turn = 1/8".

## **DEMO TIPS**

- ✓ Make sure you do a zero turn with the customer to show how easy it is.
- ✓ Take it into some tight areas.
- ✓ Ensure drawbar is level, you might need to flip it over.
- ✓ Put tractor hydraulics in float to ensure decks float. If it doesn't have float function, ensure rear deck is right down prior to starting.
- ✓ Use a long extension to make height adjustment easier.
- ✓ If they ask to cut long grass, wind only up to 3 1/8" on the cut height for optimal results.
- ✓ If the tractor is 65-70hp, try to run in economy and prove the benefits.
- ✓ Take scraper wires, but only fit them if needed.



★★★  
**INDUSTRY LEADING WARRANTY**

**3**  
YEAR

INCLUDES SPINDLES & GEARBOXES  
EXPERIENCED SERVICE & SUPPORT NETWORK

✓ Refer to common demonstration tips on page 9.

### \*PRODUCT OPTIONS

- ✓ Individual Lift System
  - ✓ Quattro Blade System
  - ✓ Remote Unlock
  - ✓ Helical Roller Scrapers
  - ✓ Electric Brakes
  - ✓ QuikLIFT

*Only available on Pegasus 493 & 610 models*
- ✓ Anti-Bounce Skids
  - ✓ Road Ready Lighting Kit
  - ✓ Spare Tire Kit
  - ✓ Turf Tires
  - ✓ Galvanized

*Only available on Pegasus 610 & 722 models*

### APPLICATIONS

- ✓ Municipality ✓ Turf Farm ✓ Golf ✓ Racecourse ✓ School  
✓ Lifestyle ✓ Sports Field ✓ Aviation ✓ Polo

SPECIFICATIONS	493	610	722
Cutting Width	16' 2"	19' 9"	23' 9"
Overall Width	16' 8"	20' 5"	24' 2"
Overall Length	14' 4"	14' 4"	14' 4"
Transport Width	8' 2"	8' 2"	8' 2"
Transport Height	8' 6"	10' 6"	12' 6"
Cut Height Range	$\frac{3}{8}$ " - 4"	$\frac{3}{8}$ " - 4"	$\frac{3}{8}$ " - 4"
No. of Blade Spindles	9	11	13
Approx. Weight	4806lbs	5311lbs	5952lbs
Min PTO Output	60hp	65hp	70hp

# VULCAN

The Trimax **VULCAN** is the latest addition to the Trimax range and is the highest return on investment castor wheel mower in the market.



## ***SALES TIPS***

- If the mowing application demands a low cut height (under 2") a Trimax Pegasus roller mower is strongly recommended.
- Vulcans are designed for open gently rolling terrain.
- Proven to use up to 13% less fuel than the comparable Progressive mower

## ***DEMO TIPS***

- ✓ Always keep the chassis level when doing setup. Adjust the tractor and or the mower drawbar to achieve this.
- ✓ The Vulcan is lighter than roller mowers so be mindful of terrain. Bumps and humps may cause the Vulcan to bounce when mowing at higher speeds (5mph+) giving an uneven cut.
- ✓ Turf tires and road tires are two different heights and cause the mower to mow differently on the same tractor. Road tires are most likely going to be demo'd with, turf tires will be on during commissioning of a newly purchased mower.



★★★  
**INDUSTRY LEADING WARRANTY**

**3**  
YEAR

INCLUDES SPINDLES & GEARBOXES  
EXPERIENCED SERVICE & SUPPORT NETWORK

✓ Refer to common demonstration tips on page 9.

**APPLICATIONS**

✓ Turf Farm    ✓ Aviation

SPECIFICATIONS	725
Cutting Width	23' 9"
Overall Width	24'
Overall Length	20'
Transport Width	8' 1"
Transport Height	11' 8"
Cut Height Range	¾" - 5"
No. of Blade Spindles	11
Approx. Weight	5670lbs
Min PTO Output	60hp

# ABOUT FLAIL MOWERS

Our high quality front mount and rear mount flail mowers and mulchers are used by contractors, local authorities, sod farms and groundsman around the world.

With the lowest maintenance requirements and highest uptime in the industry, you can rely on our range of flail mowers to keep your grounds under control.

## UNIQUE DESIGN

### GammaFX Flails™

The aerodynamic shape of Trimax's unique GammaFX Flails™ ensure the tractor's power is used for cutting or shredding, not for pumping air. This equates to lower horsepower requirements, allowing the mower to operate in more demanding conditions. The flat cutting edge combined with the durability of the material means they can produce a brilliant striped finish and exceptional cut, with an incredible spread of clipping.



*Customer Benefit: Trimax Flail mowers can be used for both heavy grass and fine turf. Extremely low hp requirements.*

### Quiet Operation

We've designed our mowers to operate quietly with the least public disturbance possible.

*Customer Benefit: Allows for mowing in noise sensitive areas.*

### Full Width Rollers

Our strict design parameters mean our mowers operate with precision and do not scalp even when cutting low and over undulating terrain.



*Customer Benefit: The full width rollers stripe beautifully and ensure an even cut across the mower. Ensures objects are maintained within the cutting chamber or ejected safely from the back of the mower. Allows for mowing over paths and kerbs without scalping.*

*Tip: Many users also use the rollers to smooth out pitches after a game!*



## COMMON FLAIL DEMO TIPS

- **Be bold!** Ask the customer where their toughest mowing area is and do that first
- Don't cut too much off initially - start high and work cut height down
- Go over general features
- Cut varied areas to show versatility using converter
- Mow faster in the wet to reduce clumping
- Get the customer in the seat and comfortable to start mowing



# EZEEMOW//FX

The new **Ezeemow FX** is the ideal partner for your compact tractor where versatility and robustness is needed.



## ***SALES TIPS***

- › Fitted with Rotek – a dynamically balanced commercial rotor, for tougher cutting environments.
- › Converter flap; close for precision mowing on short grass, or open for long grass processing.
- › Fitted with Trimax unique GammaFX Flails™ for low hp usage and faster operation.
- › Creates beautiful stripes for open spaces.
- › Enables compact tractors to do jobs beyond their size.
- › Offset models available.

## ***DEMO TIPS***

- ✓ Get it running and feel how smooth it is.
- ✓ Simple height adjustment with the three point top link.
- ✓ Show long grass capability - mow engine/hood height growth.
- ✓ Keep PTO revs at 540.
- ✓ Use slow travel speed in long growth.



★★★  
**INDUSTRY LEADING WARRANTY**

**3**  
YEAR

INCLUDES SPINDLES & GEARBOXES  
EXPERIENCED SERVICE & SUPPORT NETWORK

- ✓ Refer to common demonstration tips on page 21.

## APPLICATIONS

- ✓ Municipality ✓ Horticulture

SPECIFICATIONS	135	155	185
Cutting Width	4' 6"	5'	6'
Overall Width	5' 1"	5' 8"	6' 9"
Overall Length	1' 11"	1' 11"	1' 11"
Cut Height Range	$\frac{3}{8}$ " - 4"	$\frac{3}{8}$ " - 4"	$\frac{3}{8}$ " - 4"
Approx. Weight	436lbs	503lbs	540lbs
Total Belts	2	2	2
Min PTO Output	17hp	20hp	24hp



# FLAILDEK/FX

The Trimax **FlailDek FX** offers a high-performance alternative to standard factory-fitted rotary mowing attachments.



## **SALES TIPS**

- › Fitted with Rotek – a dynamically balanced commercial rotor, for tougher cutting environments.
- › Converter flap; close for precision mowing on short grass, or open for long grass processing.
- › Fitted with Trimax unique GammaFX Flails™ for low hp usage and faster operation.
- › Puncture proof tires.
- › With fitments to suit multiple brands and models of out-front power unit.

## **DEMO TIPS**

- ✓ Make sure it's set up level.
- ✓ Demonstrate on long and short grass as it will do a great job on both. Make sure you lift the converter for grass above 8" - it makes a huge difference!
- ✓ Do the height adjustments on the rear roller. Don't be tempted to only adjust the front castors.



★★★  
**INDUSTRY LEADING WARRANTY**

**3**  
YEAR

INCLUDES SPINDLES & GEARBOXES  
EXPERIENCED SERVICE & SUPPORT NETWORK

- ✓ Refer to common demonstration tips on page 21.

## APPLICATIONS

- ✓ Municipality
- ✓ Horticulture
- ✓ Turf Farm
- ✓ Golf
- ✓ Racecourse
- ✓ School
- ✓ Lifestyle
- ✓ Sports Field
- ✓ Aviation

SPECIFICATIONS	135	155	185
Cutting Width	4' 6"	5'	6'
Overall Width	5' 1"	5' 8"	6' 9"
Overall Length	3' 7"	3' 7"	3' 7"
Cut Height Range	$\frac{3}{4}$ " - 4"	$\frac{3}{4}$ " - 4"	$\frac{3}{4}$ " - 4"
Approx. Weight	520lbs	534lbs	617lbs
Total Belts	2	2	2
Min PTO Output	Front mount HP's vary between tractor brands.		

# WARLORD//S3

The **Warlord S3** with its hydraulic side shift operation makes for a powerful working companion in commercial applications.

## **SALES TIPS**

- Rear flap enables safe and easy access to rotor for servicing. The user doesn't have to get under the mower to change the flails.
- Can shred branches up to 3" diameter.
- Low hp requirements.
- Replaceable 1/4" inner body liner, therefore 1/2" thick cutting chamber.
- The cleanest grass cutting flail available.
- Extremely versatile, the unique adjustable rear flap converts it from a grass mower to a shredder in minutes.

## **DEMO TIPS**

- ✓ Start up and show how smooth the rotor is by touching the mower.
- ✓ When cutting grass leave the rear flap open at 45 degrees.
- ✓ Ensure front flaps are approx 2" off the ground.
- ✓ Don't mow too fast on first run.
- ✓ Can mow long grass over 3'.
- ✓ Close the flap so it's just clear of the roller. Find a tree or some branches 1"-3" in diameter. Put them in a pile, select a low gear and drive slowly over them.
- ✓ Refer to common demonstration tips on page 21.





\*\*\*  
**INDUSTRY LEADING WARRANTY**

**3**  
YEAR

INCLUDES SPINDLES & GEARBOXES  
EXPERIENCED SERVICE & SUPPORT NETWORK

**\*PRODUCT OPTIONS**

- ✓ TACA Flails
- ✓ Roadside Skids
- ✓ Helical Roller Scrapers

**APPLICATIONS**

- ✓ Municipality
- ✓ Horticulture
- ✓ Turf Farm
- ✓ Agriculture
- ✓ Lifestyle
- ✓ Aviation

SPECIFICATIONS	175	205	235
Cutting Width	5' 9"	6' 8"	7' 8"
Overall Width	6' 8"	7' 8"	8' 8"
Overall Length	3' 4"	3' 4"	3' 4"
Cut Height Range	0 - 2¾"	0 - 2¾"	0 - 2¾"
Approx. Weight	1455lbs	1653lbs	1763lbs
Total Belts	4	4	4
Min PTO Output	40hp	44hp	50hp
Flails per mower	24	28	32
Rollers	1	1	1



P +1 770 412 8402 // E [info@trimaxmowers.com](mailto:info@trimaxmowers.com)  
310 Etowah Trace, Fayetteville, GA 30214, USA

     // **[TRIMAXMOWERS.COM](https://www.trimaxmowers.com)**